

# Quickstart guide

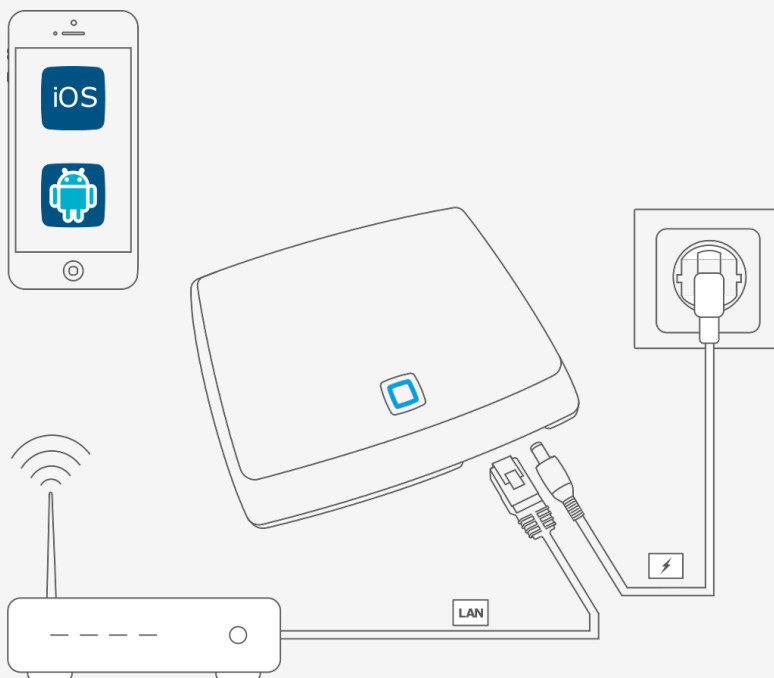
**⚡ IMPORTANT**

THIS DOCUMENT IS WORK IN PROGRESS

This guide will help you get started with your EASE installation.

## Install the access point

1. Connect your access point to your router using the provided network cable and power it up



2. Install the HomematicIP app from Apple App Store or Google Play



3. Start the app and follow the on-screen instructions to finish setting up the access point.

## Join a shade

Make sure the shading product is properly mounted.


1. With each product you have a QR code sticker. Make sure you have it available

Keep the sticker in a safe location. Never throw it away!



2. Remove the Motor plug .
3. After approximately 30 seconds the Motor LED will start blinking orange.

4. Press bottom right *more* button



1. Select **Teach-in device**.  
*The app will now start looking for new devices.*

Verify the Motor LED is blinking **ORANGE** every 10 seconds. If the motor has gone to sleep (after 3 minutes of inactivity after powering up the device), wake it up by pressing the motor button. The motor might start to move. Press the button once more to stop movement

6. Follow the instructions in the app to finish the installation.

7. You have now arrived at the home screen of the app.


## Schedule shade movement

Use **Time profiles** to automatically move your shades to pre-defined positions. Create one **time profile** per shade. One **time profile** can store many schedules, both time, sunset and sunrise based.

If you want to schedule movement based on solar position, make sure you have set the correct Location settings.

Go [here](#) for instructions

1. Open menu sidebar



2. Select **Time profiles**
3. Press **+** to create a time profile for your shade.
4. Enter the name of your schedule: Use the name of your shade
5. Proceed by following onscreen instructions

For more information on **Time profiles** goto: [ref guide: automate shade movement](#)

## Important notice

Hunter Douglas Europe B.V. and its affiliates (Hunter Douglas) reserve the right to make corrections, enhancements, improvements and other changes to its products and services, and to discontinue any product or service. Buyers should obtain the latest relevant information before placing orders and should verify that such information is current and complete. All products (also referred to herein as "components") are sold subject to Hunter Douglas' terms and conditions of sale supplied at the time of order acknowledgment. Hunter Douglas warrants performance of its components to the specifications applicable at the time of sale, in accordance with its standard warranty terms. Testing and other quality control techniques are used to the extent Hunter Douglas deems necessary to support this warranty. Except where mandated by applicable law, testing of all parameters of each component is not necessarily performed. Hunter Douglas assumes no liability for applications assistance or the design of Buyers' products. Buyers are responsible for their products, applications and interfaces using Hunter Douglas components. To minimize the risks associated with Buyers' products and applications, Buyers should provide adequate design and operating safeguards. Hunter Douglas does not warrant or represent that any license, either express or implied, is granted under any patent right, copyright, mask work right, or other intellectual property right relating to any combination, machine, or process in which Hunter Douglas components or services are used. Information published by Hunter Douglas regarding third-party products or services does not constitute a license to use such products or services or a warranty or endorsement thereof. Use of such information may require a license from a third party under the patents or other intellectual property of the third party, or a license from Hunter Douglas under the patents or other intellectual property of Hunter Douglas. Reproduction of Hunter Douglas information in Hunter Douglas data sheets is permissible only if reproduction is without alteration and is accompanied by all associated warranties, conditions, limitations, and notices. Hunter Douglas is not responsible or liable for any altered documentation. Information of third parties may be subject to additional restrictions. Resale of Hunter Douglas components or services with statements different from or beyond the parameters stated by Hunter Douglas for that component or service voids all express and any implied warranties for the associated Hunter Douglas component or service and is an unfair and deceptive business practice. Hunter Douglas is not responsible or liable for any such statements. Buyers acknowledge and agree that they are solely responsible for compliance with all legal, regulatory and safety-related requirements concerning its products, and any use of Hunter Douglas components in its applications, notwithstanding any applications-related information or support that may be provided by Hunter Douglas. Buyers represent and agree that they have all the necessary expertise to create and implement safeguards which anticipate dangerous consequences of failures, monitor failures and their consequences, lessen the likelihood of failures that might cause harm and take appropriate remedial actions. Buyers fully indemnify Hunter Douglas and its representatives against any damages arising out of the use of any Hunter Douglas components in safety-critical applications.